

Product Update

Dr. Jan Puzicha, CTO

Sept 3rd 2020



Excellence in Detail

- 1 Self-Configuration
 - Customize data setup
- Landscape Report
 - Visualize additional properties
 - BC landscape
 - Time-slider (Sept 30th)
- 2 Survey
 - Tag & subscription support
 - Q/A for Fact Sheet element
 - Reminder (by end Q3)
- Resource Tab
- Visualizer: Archimate Shapes (plus additional shape libraries)
- Smart Indicators

Build-out Platform

- Integration API
 - Various improvements
- Apptio Connector
 - Q2: Export to Apptio
 - Today: Import from Apptio
- Speed-up report execution

Expand Scope

- 3 Self-Service Portal
 - BTM (GA on Sept 30th)
 - 4 Missing in Technopedia Data Service (GA on Sept 30th)
- Lucidchart integration
 - Cloud Intelligence
 - Lifecycle data service
 - Microservice Intelligence (Early Access)
 - Kubernetes Connector
 - CI/CD Connector



Self-Configuration

- Individually change and customize the LeanIX default data setup
- Configure fields, fields on relations, sections & subsections
 - Naming & translation
 - Change in order or between subsections
 - Create & delete
 - Use in view or filter

Customize Data Setup



Self-Configuration



Admins can customize data setup per Fact Sheet type

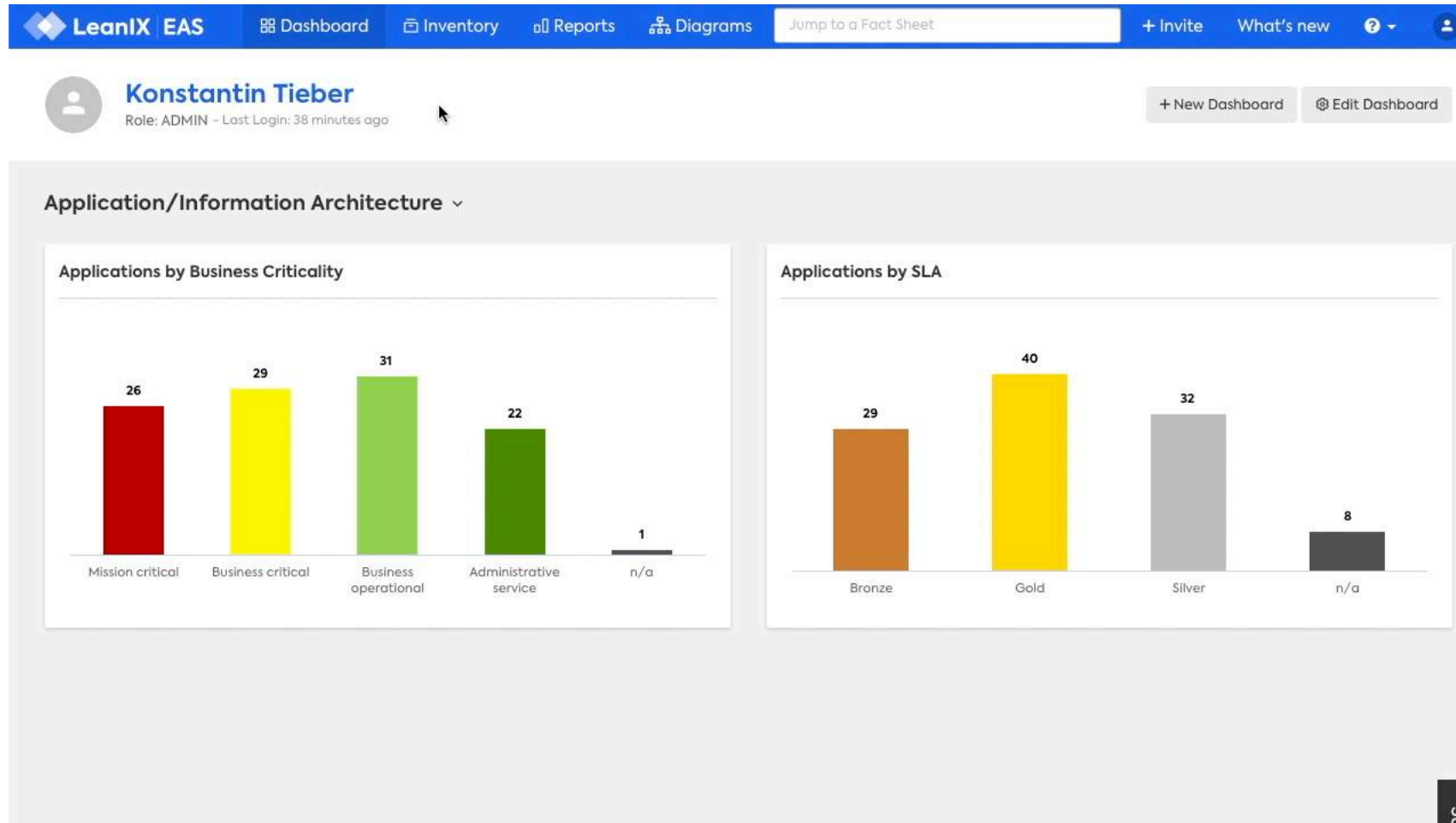


Instantly make changes



Focus on what's important for your organization

Customize Data Setup





Surveys

- Collect data for single Fact Sheet elements
 - Tag Group
 - Subscriptions
 - Fact Sheet Field
- Help texts added to assist respondents
- Response is automatically applied on Fact Sheet
- In-App reminders

Increase Data Quality with Improved Surveys



Collaboratively collect & assess data



Ensure initial data quality and completeness



Keep workspace data up to date




Self-Service Portal

- Leverage EA data for larger audiences, e.g.
 - Application Portal
 - API Portal
 - Microservice Catalog
- Fully configurable and customizable without code
- Link to workflows (e.g. JIRA) and connect into LeanIX workspace

Provide & Customize Easy-To-Use Self-Services



Self-Service Portal



Increase IT productivity



Reduce support requests



Make knowledge centrally accessible

Provide & Customize Easy-To-Use Self-Services



LeanIX EAS Dashboard navigation: Dashboard, Inventory, Reports, Diagrams, Jump to a Fact Sheet, + Invite, What's new, ?

User: Michelle Niedernhuber, Role: ADMIN - Last Login: 32 minutes ago

+ New Dashboard

- My settings
- Administration
- Store
- About LeanIX
- Data Privacy
- Switch workspace
- Logout

Application/Information Architecture

Applications by Business Criticality

Business Criticality	Count
Mission critical	26
Business critical	29
Business operational	31
Administrative service	22
n/a	2

Applications by SLA

SLA	Count
Bronze	29
Gold	40
Silver	32
n/a	9

Support

Missing Data in Technopedia



- Frequent reports about lacking data in Flexera's Technopedia
- LeanIX will add missing items to ensure data quality
- Please report gaps via the: `Missing in Technopedia` button
- Items will be added within one week and can be linked as usual

Missing Data in Technopedia



Customer requests for missing in Technopedia components

Dedicated team will pick up requests (daily) and prepare data

Within 7 days data gets update in Fact Sheet



- Restructuring of reporting area planned to further increase collaboration:
 - Intuitively navigate and filter through reports
 - Easily find recently viewed or shared reports
 - Configure custom reports
- Participate in remote usability testing sessions:
Send mail to user_research@leanix.net

Unified platform supporting the transformation

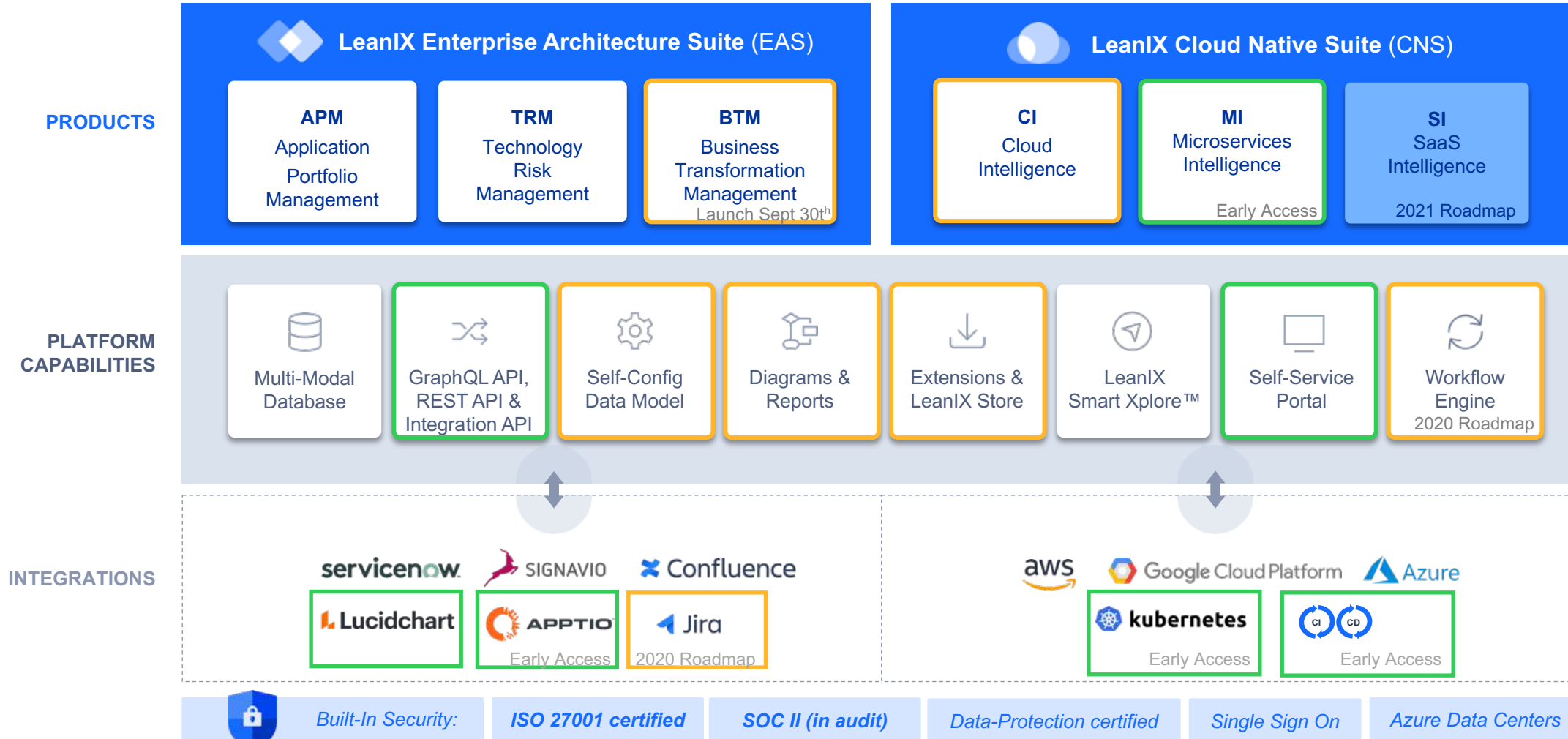


2H/2020 Roadmap
New in Q2/Q3

On-Prem /
Monolith

Transformation Journey

Cloud-Native /
Microservices




Becoming More Actionable



Enterprise Architecture Suite

- Approval Workflows
- Decision Initiation & Support
- App Rationalization Workflow
- Maturity-based Planning
- Tech Risk Issue Management
- Standards Management & Enforcement
- Automated EA Documentation update in BTM



Cloud Native Suite

- Control Tagging Strategy
- Security Auditing & Governance
- Cost Alerting
- Open Source License & Vulnerability Management
- Cloud Service Obsolescence Workflow
- Service Desk Ticket Priority Assessment & Routing

Product Roadmap Themes – 2020/2021



Excellence in Detail

- Interactive creation of reports
- Self-Config for types & relations
- Survey: response analysis
- Search & filter usability
- Import & filter relation attributes
- Mobile App: iPhone + Android



Build-out Products

- BTM: next waves
- SaaS Intelligence
- Eco-system connectivity
- BI integration
- Calculated fields
- Cloud diagram generation



Become Actionable

- Rules & Policy Management
 - Issue detection
 - Issue prioritization & routing
- Notifications with Slack & MS Teams
- Integration with ticketing
- Standard workflows
- Self-Service workflows

Rest of Year – Key Topics

Excellence in Detail

- Improved navigation for reports
- In-Report Fact Sheet editing for Landscape Report
- Store: submitter usability improvements

Build-out Platform

- BTM – next wave
 - Differential view for landscape
 - Projections for portfolio
 - Interactive roadmaps
 - Usability (impacts, timing)
- UI simplification for CI
- Calculated Fields MVP
- Data center for UK & Germany

Become Actionable

- Jira integration (cloud)
- Open Source License violations via CI/CD for Microservice Intelligence

Thank You