



Q2 Roadmap Webinar

April 14th

More bandwidth in LeanIX product organization



Dominik
VP Product Management
& Platform Strategy



Felix
Head of Product **EAM**



Johannes
Head of Product **SMP**



Jens
Director Product **VSM**

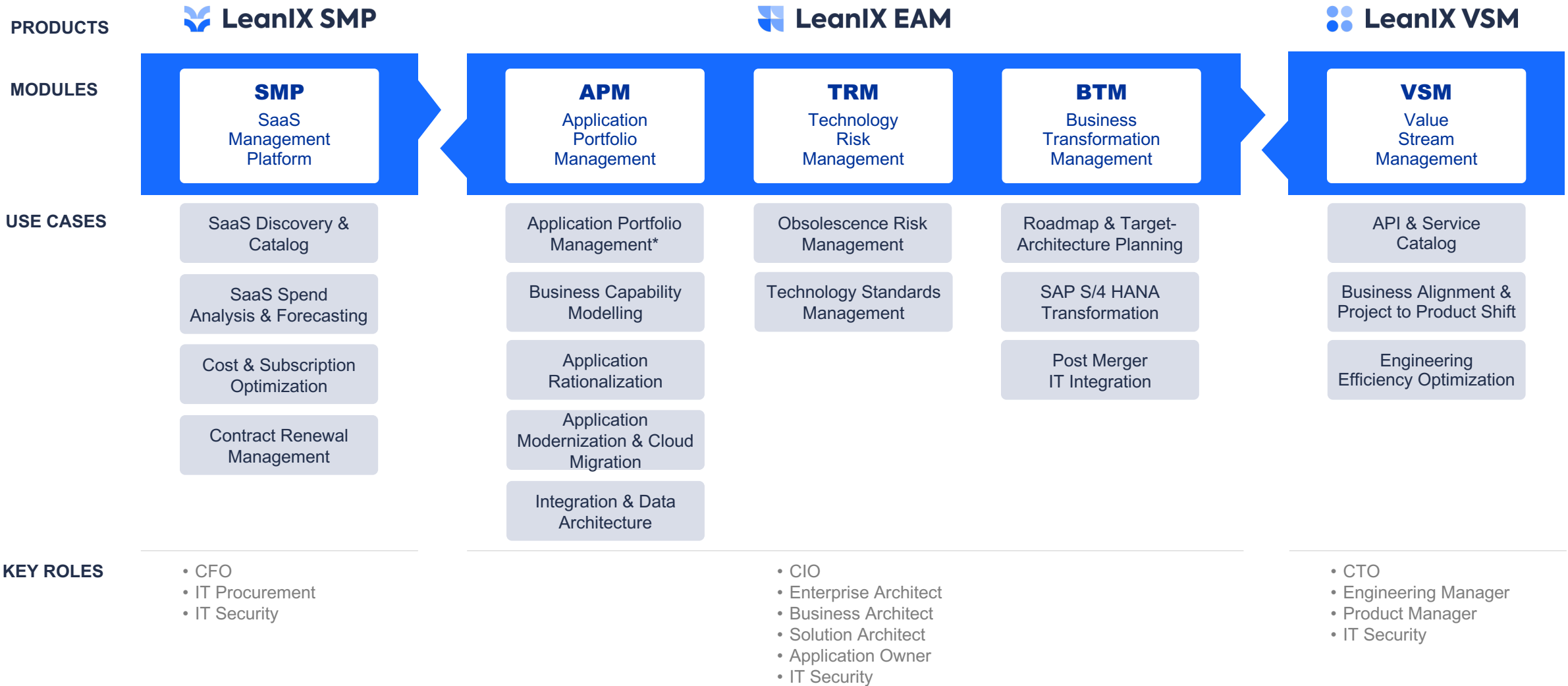


André
Chief Product Officer



Hannah
Product Success Manager
(e.g. Customer Voting,
Feedback Process)

LeanIX Continuous Transformation Platform[®]



* incl. SaaS Discovery

LeanIX Continuous Transformation Platform[®]



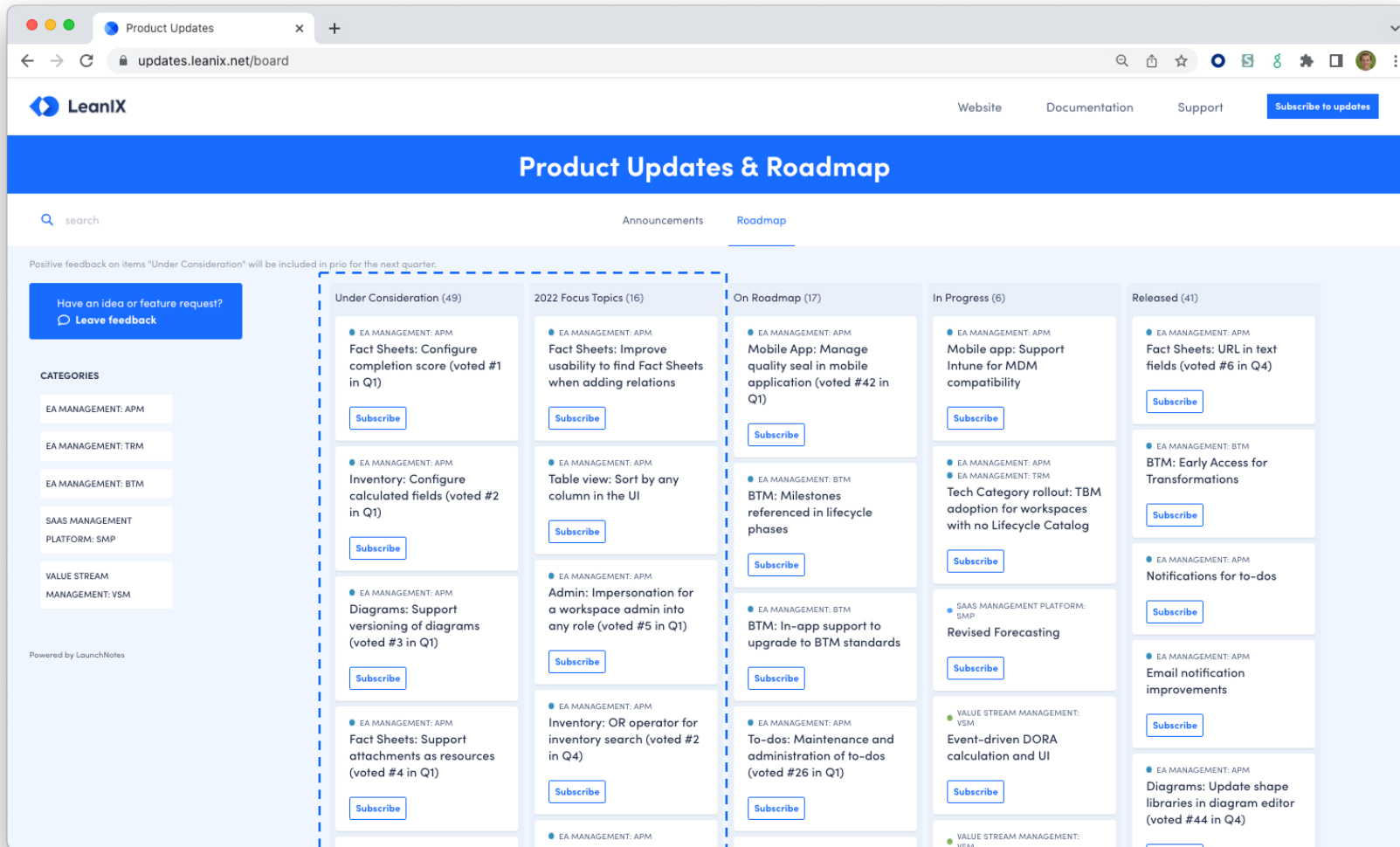
BUY

PLAN

BUILD

* incl. SaaS Discovery

Roadmap published at updates.leanix.net



Product Updates & Roadmap

Announcements Roadmap

Positive feedback on items "Under Consideration" will be included in prio for the next quarter.

Have an idea or feature request? [Leave feedback](#)

CATEGORIES

- EA MANAGEMENT: APM
- EA MANAGEMENT: TRM
- EA MANAGEMENT: BTM
- SAAS MANAGEMENT PLATFORM: SMP
- VALUE STREAM MANAGEMENT: VSM

Powered by LaunchNotes

Under Consideration (49)	2022 Focus Topics (16)	On Roadmap (17)	In Progress (6)	Released (41)
<p>EA MANAGEMENT: APM Fact Sheets: Configure completion score (voted #1 in Q1) Subscribe</p>	<p>EA MANAGEMENT: APM Fact Sheets: Improve usability to find Fact Sheets when adding relations Subscribe</p>	<p>EA MANAGEMENT: APM Mobile App: Manage quality seal in mobile application (voted #42 in Q1) Subscribe</p>	<p>EA MANAGEMENT: APM Mobile app: Support Intune for MDM compatibility Subscribe</p>	<p>EA MANAGEMENT: APM Fact Sheets: URL in text fields (voted #6 in Q4) Subscribe</p>
<p>EA MANAGEMENT: APM Inventory: Configure calculated fields (voted #2 in Q1) Subscribe</p>	<p>EA MANAGEMENT: APM Table view: Sort by any column in the UI Subscribe</p>	<p>EA MANAGEMENT: BTM BTM: Milestones referenced in lifecycle phases Subscribe</p>	<p>EA MANAGEMENT: APM EA MANAGEMENT: TRM Tech Category rollout: TBM adoption for workspaces with no Lifecycle Catalog Subscribe</p>	<p>EA MANAGEMENT: BTM BTM: Early Access for Transformations Subscribe</p>
<p>EA MANAGEMENT: APM Diagrams: Support versioning of diagrams (voted #3 in Q1) Subscribe</p>	<p>EA MANAGEMENT: APM Admin: Impersonation for a workspace admin into any role (voted #5 in Q1) Subscribe</p>	<p>EA MANAGEMENT: BTM BTM: In-app support to upgrade to BTM standards Subscribe</p>	<p>SAAS MANAGEMENT PLATFORM: SMP Revised Forecasting Subscribe</p>	<p>EA MANAGEMENT: APM Notifications for to-dos Subscribe</p>
<p>EA MANAGEMENT: APM Fact Sheets: Support attachments as resources (voted #4 in Q1) Subscribe</p>	<p>EA MANAGEMENT: APM Inventory: OR operator for inventory search (voted #2 in Q4) Subscribe</p>	<p>EA MANAGEMENT: APM To-dos: Maintenance and administration of to-dos (voted #26 in Q1) Subscribe</p>	<p>VALUE STREAM MANAGEMENT: VSM Event-driven DORA calculation and UI Subscribe</p>	<p>EA MANAGEMENT: APM Email notification improvements Subscribe</p>
	<p>EA MANAGEMENT: APM Inventory: OR operator for inventory search (voted #2 in Q4) Subscribe</p>			<p>EA MANAGEMENT: APM Diagrams: Update shape libraries in diagram editor (voted #44 in Q4) Subscribe</p>
	<p>EA MANAGEMENT: APM Inventory: OR operator for inventory search (voted #2 in Q4) Subscribe</p>			

 Voting Results

- Since start in Q4 released **41** new roadmap items across our 3 products
- Higher roadmap transparency
 - **In Progress:** Roadmap items currently in development
 - **On Roadmap:** Committed invest in roadmap items for this quarter (Q2)
 - **2022 Focus Topics:** Prioritized for invest in next quarters (after Q2)
 - **Under consideration:** Long list of frequently named topics for customer voting

EAM Capabilities – Customer Votes

Team Name

Limited invest last 12m

Active invest in last 12m

Planned invest



Released Roadmap Q2

EAM Core (~ 40 FTE)

Thrust	Gravity	Dragon	Tornado	Re:Invent	Overflow	Pi
Meta Model Configuration (1, 6)	Search API (GraphQL) (9, 11)	Diagrams (3, 12)	Reports (without Roadmap) (16)	Transformations & Impacts	To-dos	Metrics / Calculated KPIs
EAM Data Model	Inventory Search (2, 7)	Dashboards (h)	Navigation & Collection	Roadmap Report	Automations	Conversional Interface
Fact Sheet Edit, Im- & Export (4, 8, 14, 15, 19)	Impact Projection for Reports	LucidChart Integration (13)	Report Plugin Contents (e.g. Confluence)	Survey (17, 18)		

EAM Integrations (~10 FTE)

Sailors				
ServiceNow Integration	SAP Signavio Integration	Apptio Integration	Integration API	SMP Integration / SaaS Discovery
Confluence Plugin	Jira Plugin	CAST Integration	Webhooks	VSM Integration / Software Discovery

KaaS & Extensions (~ 30 FTE)

Swift	Aura & Xplore	Torg
Mobile App	Lifecycle Catalog	Store
	SaaS Catalog	Portal

Shared Services (~10 FTE)

Hook	Atlas
Account & Workspace Management (5)	Notifications (10)
Data Snapshotting	Teams Plugin
	Slack Plugin

Top items from customer voting in Q4

- a Diagrams: Improved usability of editor (#1)
- b Inventory: OR Operator for search (#2)
- c Inventory: XIs import with fields on relations (#4)
- d Fact Sheets: URL in text fields (#6)
- e Fact Sheets: Limit edit based on subscription (#7)
- f Fact Sheets: Support App & Provider logos (#10)
- g Notifications: Teams integration (#11)
- h Dashboard: Configurable KPIs (#13)
- i Fact Sheets: Search for Fact Sheets when editing relations

Top 20 items from customer voting in Q1

- 1 Fact Sheets: Configure completion score
- 2 Inventory: Configure calculated fields
- 3 Diagrams: Support versioning of diagrams
- 4 Fact Sheets: Support attachments as resources
- 5 Admin: Impersonation for admin into any role
- 6 Fact Sheets: Configure custom relation types
- 7 Inventory: Table view - attributes on related FS
- 8 Fact Sheets: Improved visuals of all relations
- 9 Inventory: Filter by dates and numeric fields
- 10 Notifications: Improved config to filter notifications
- 11 Inventory: Phrase search for full text search
- 12 Diagrams: Configurable shape libraries
- 13 Diagrams: Bi-directional Lucidchart integration
- 14 Inventory: Improved management of resources
- 15 Inventory: Improve UX of Excel import
- 16 Reports: Compact view of clusters in landscape
- 17 Survey: Voting surveys (Multiple answers)
- 18 Survey: Support advanced field types in surveys
- 19 Inventory: Default subscriber for new Fact Sheet
- 20 Inventory: Full text search for selected text fields

High focus on Product Excellence

Team Name

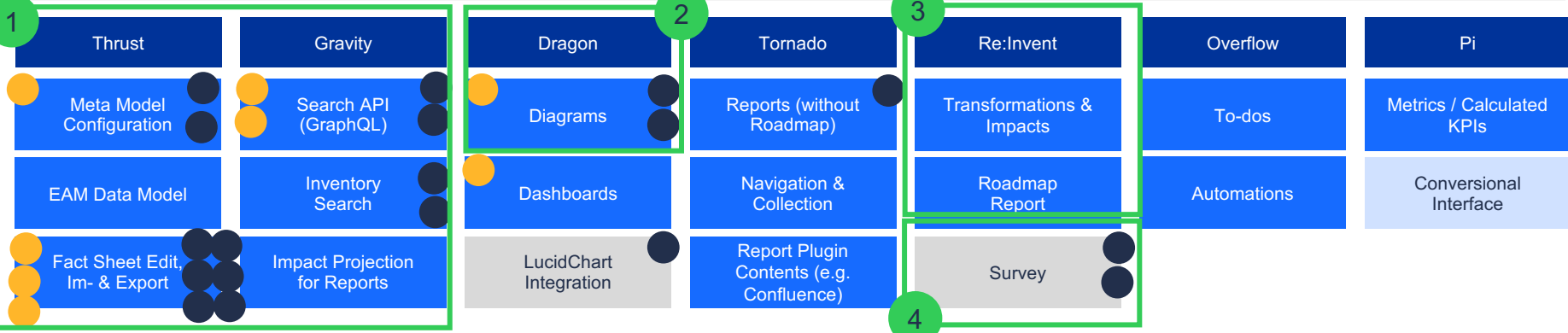
Limited invest last 12m

Active invest in last 12m

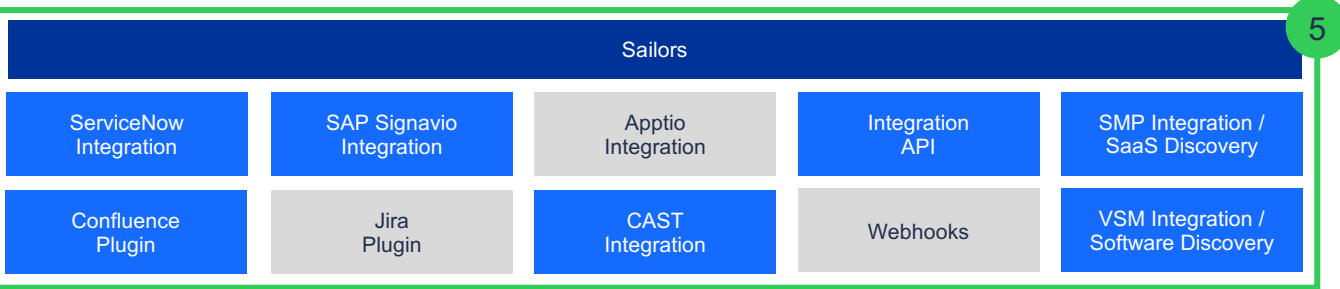
Planned invest



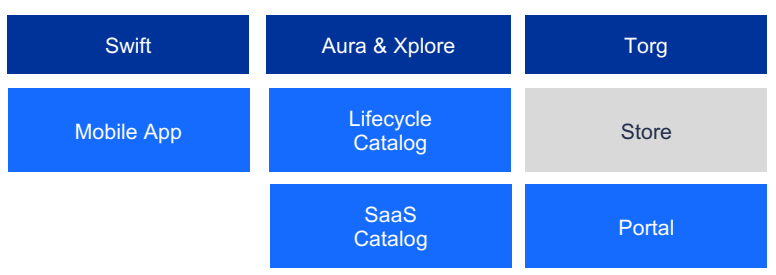
EAM Core (~ 40 FTE)



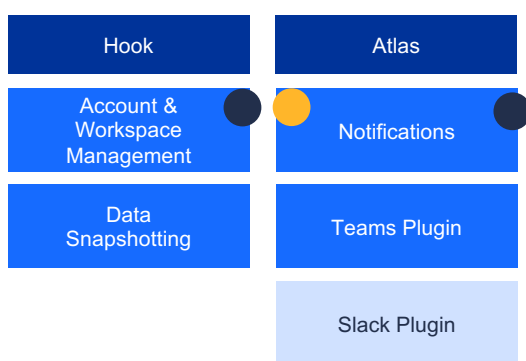
EAM Integrations (~10 FTE)



KaaS & Extensions (~ 30 FTE)



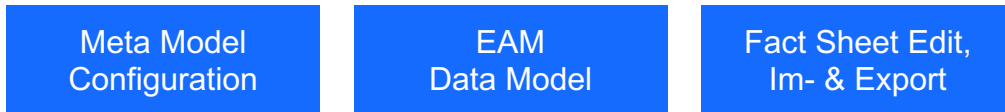
Shared Services (~10 FTE)



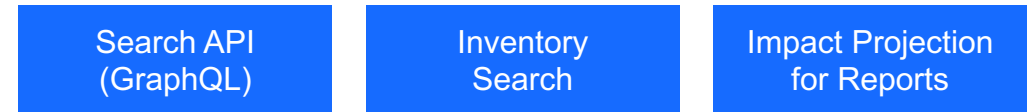
- 60% of top customer requests around search & Fact Sheets**
 → Decoupling search into dedicated team & service to create more capacity and scalability
- Better modelling experience crucial for business- & solution architecture**
 → Full focus to achieve feature parity of next-gen diagrams editor with current Free Draw & Data Flows
- Target planning & roadmap visualization required for transformation planning**
 → Bring improved BTM module from early access to general availability
- Better survey support needed to replace manual workflows & increase data quality**
 → Hire and set up dedicated team; Start with UX Concept for improved survey at Connect Summit Berlin (Sept)
- High demand to improve OOTB integrations (i.e. ServiceNow, SAP Signavio, Jira)**
 → Create more engineering capacity and dedicated teams for integrations

Zoom into 60% of Customer Requests

Team Thrust



Team Gravity



Focus Q2

- **New** config of relation types in meta model configuration
- **New** optional Fact Sheet Type “Objective”
- **New** milestones referenced in lifecycle

- **Improved** search for Fact Sheets when editing relations
- **Improved** unified Search API (GraphQL) (including BTM Projections)

Next on Customer Priority List

- Im- & Export: Excel import with fields on relations
- Im- & Export: Improve UX of Excel import
- Fact Sheets: Support App & Provider logos
- Fact Sheets: Configure completion score
- Fact Sheets: Support attachments as resources
- Fact Sheets: Improved visuals of all relations
- Fact Sheets: Default subscriber for new Fact Sheet
- ...

- Inventory: OR Operator for search
- Inventory: Sort by any column in table view
- Inventory: Table view - attributes on related FS
- Inventory: Filter by dates and numeric fields
- Inventory: Phrase search for full text search
- Inventory: Improved management of resources
- Inventory: Full text search for selected text fields
- ...

Product Decisions

What?

- We will no longer invest into the **Integration Hub** (both for EAM & VSM) and terminate the feature
- Our **Integration API** is not affected by this: It stays as an easy mode for exchanging data with us by providing a convenient layer on top of all of our open APIs

Why?

- We see the need for easy-to-setup integrations (both for EAM & VSM)
- We will double-down on state-of-the-art developer experience for both customers & partners
- We see our focus on SaaS Product Excellence – investing into building an own workflow engine will distract us
- Modern IT Architectures contain Workflow Engines used to automate work or run integrations

Way forward

- In case you are using / waiting for the Integration Hub, please get in touch to explore alternatives
- We will invest more into documentation and explanation how to use our APIs from state-of-the-art workflow engines (e.g. Camunda, Axon Ivy, Workato, ServiceNow, Azure Logic Apps ...)
- We seek active exchange around the usage of your workflow engines, please reach out

What?

- We reviewed our strategy towards **Business Value Streams**, and recommend to use our next-generation Diagram editor for a more flexible mapping
- We will not invest anymore into the existing report & dedicated Fact Sheet Type.

Why?

- Due to capacity & strategic focus, we have chosen a clear approach in line with the investments around diagramming
- We are in progress to further strengthen our partnership with SAP Signavio, e.g. around topics like Customer Journey Modelling
- We will continue to invest into the “Project-to-Product” use case on VSM side

Way forward

- In case you are actively using the current “Business Value Stream” Fact Sheet type & report, you can continue to do so as custom solution – we are open to share the source code of the report
- Starting July 1st 2022, any unused “Business Value Stream” Fact Sheet type will be removed
- Once the next-gen Diagram editor has all features as of today (Free draw from inventory, Data Flow layout), we envision a guided way to model value streams (similar to data flow)

Further changes to communicated roadmap

Depriorized / Removed
from Roadmap

- [Reporting: Include Data Quality fields in reports](#)
- [Fact Sheets: Quality Seal Management](#)

Delayed into Q2

- [Fact Sheets: Improve usability to find Fact Sheets when adding relations](#)
- [Tech Category rollout: Map customer taxonomy to TBM taxonomy](#)
- [Mobile App: Compatibility with MDM/MAM solutions](#)

Delayed into 2022

- [Fact Sheets: Limit edit rights to subscription type](#)
- [Inventory: Sort by any column in the table view](#)

 **EA Management (EAM)**

EAM Capabilities – Last 9m invest

Limited invest last 12m

Active invest in last 12m

Planned invest



EAM Core

Thrust	Gravity	Dragon	Tornado	Re:Invent	Overflow	Pi
1 Meta Model Configuration	Search API (GraphQL)	5 Diagrams	7 Reports (without Roadmap)	Transformations & Impacts	12 To-dos	13 Metrics / Calculated KPIs
2 EAM Data Model	4 Inventory Search	6 Dashboards	8 Navigation & Collection	11 Roadmap Report	Automations	Conversional Interface
3 Fact Sheet Edit, Im- & Export	Impact Projection for Reports	LucidChart Integration	9 Report Plugin Contents (e.g. Confluence)	10 Survey		

EAM Integrations

Sailors				
ServiceNow Integration	SAP Signavio Integration	Aptio Integration	Integration API	15 SMP Integration / SaaS Discovery
Confluence Plugin	Jira Plugin	14 CAST Integration	Webhooks	VSM Integration / Software Discovery

KaaS & Extensions

Swift	Aura & Xplore	Torg
16 Mobile App	18 Lifecycle Catalog	Store
	19 SaaS Catalog	20 Portal

Shared Services

Hook	Atlas
Account & Workspace Management	Notifications
Data Snapshotting	Teams Plugin
	Slack Plugin

Last 9 months investments

- 1) **Improved** meta-model config (field delete / order)
- 2) **New** extensions: tech platform & portfolio strategy
- 3) **New** mandatory attributes in quality state
- 4) **New** filter by relations in Inventory
- 5) **New** visual modelling & preview in diagrams
- 6) **New** OOTB KPI dashboards (APM, TRM, ...)
- 7) **Improved** portfolio, landscape & matrix report
- 8) **New** collections for navigation
- 9) **Improved** navigation for diagrams & reports
- 10) **Improved** navigation for Confluence & dashboard
- 11) **Improved** Roadmap report
- 12) **Improved** To-dos
- 13) **New** configurable KPIs on dashboards
- 14) **New** CAST integration
- 15) **New** SaaS discovery functionality
- 16) **New** Android app
- 17) **Improved** iPhone app
- 18) **Improved** batch linking & create Fact Sheet
- 19) **New** SaaS catalog
- 20) **Improved** search & display

Improved = Major part is known functionality
New = Major part is new functionality

EAM Capabilities – Current invest

Limited invest last 12m

Active invest in last 12m

Planned invest



EAM Core

Thrust	Gravity	Dragon	Tornado	Re:Invent	Overflow	Pi
Meta Model Configuration 1	Search API (GraphQL) 4 5	Diagrams 6	Reports (without Roadmap)	Transformations & Impacts 3 7	To-dos 8	Metrics / Calculated KPIs
EAM Data Model 2 3	Inventory Search	Dashboards	Navigation & Collection	Roadmap Report	Automations 9	Conversional Interface
Fact Sheet Edit, Im- & Export	Impact Projection for Reports	LucidChart Integration	Report Plugin Contents (e.g. Confluence)	Survey		

EAM Integrations

Sailors				
ServiceNow Integration 10	SAP Signavio Integration 11	Apptio Integration	Integration API	SMP Integration / SaaS Discovery
Confluence Plugin	Jira Plugin	CAST Integration	Webhooks	VSM Integration / Software Discovery

KaaS & Extensions

Swift	Aura & Xplore	Torg
Mobile App 12	Lifecycle Catalog 13	Store
	SaaS Catalog	Portal

Shared Services

Hook	Atlas
Account & Workspace Management	Notifications 14
Data Snapshotting	Teams Plugin
	Slack Plugin 15

Current investments

- New** config of relation types in meta model
- New** optional Fact Sheet Type “Objective”
- New** milestones referenced in lifecycle
- Improved** search for Fact Sheets when editing relations
- Improved** unified Search API (GraphQL)
- Improved** diagrams editor for Inventory data
- New** migration support of legacy BTM impacts
- Improved** Maintenance & admin of to-dos
- New** configurable quality state automation
- New** management of relationships for ServiceNow from different sources
- Improved** setup of meta-data for SAP Signavio integration via UI
- New** Quality Seal Management
- New** TBM tech category rollout
- Improved** detailed Fact Sheet changes in notifications
- New** Slack output for notifications

Improved = Major part is known functionality
New = Major part is new functionality



SaaS Management Platform (SMP)

SMP Capabilities – Last 9m invest

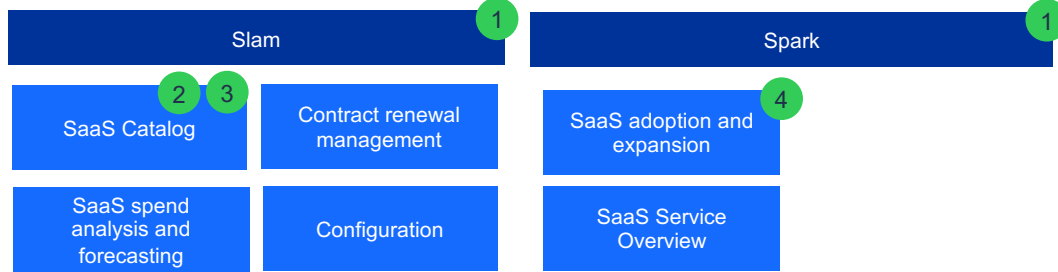
Limited invest last 12m

Active invest in last 12m

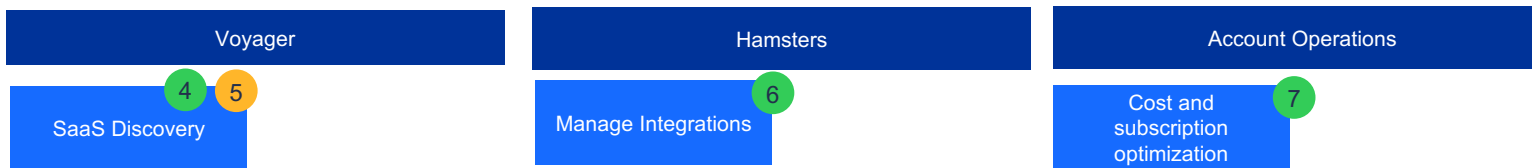
Planned invest



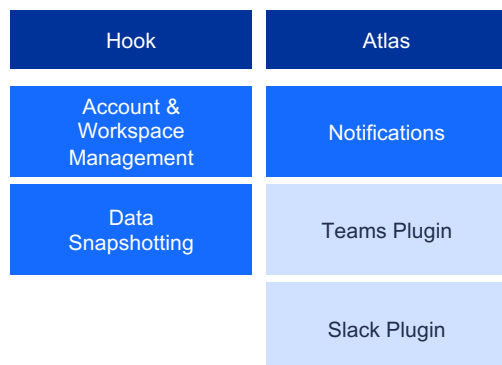
Data Presentation



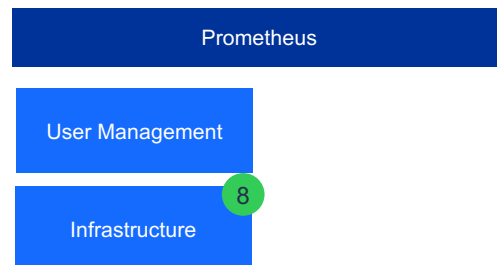
Data Discovery & Management



Shared Services



Infrastructure



Current investments

- 1) **Improved** Frontend technology overhaul
- 2) **Improved** SaaS Catalog: Add custom service
- 3) **Improved** SaaS Catalog: Report Missing data
- 4) **Improved** Connection Status & Revamped Admin
- 5) **New** Added SAP Concur
- 6) **Improved** Continuous Improvement / Extension of Manage Integrations
- 7) **Improved** Reduce time for SSO discovery
- 8) **Improved** SMP available in all regions

Improved = Major part is known functionality
New = Major part is new functionality

SMP Capabilities – Current invest

Limited invest last 12m

Active invest in last 12m

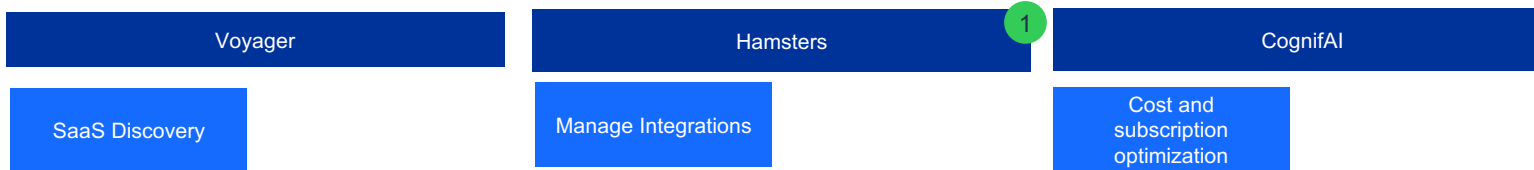
Planned invest



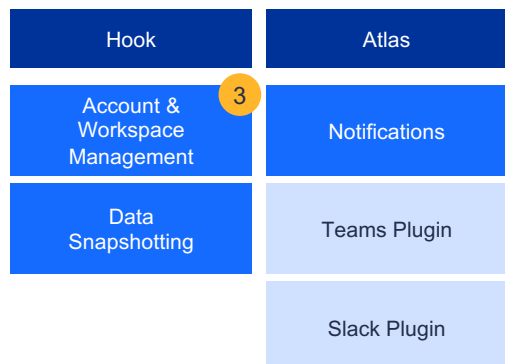
Data Presentation



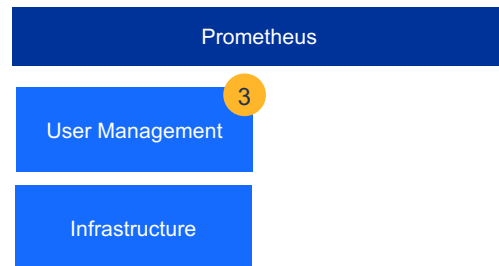
Data Discovery & Management



Shared Services



Infrastructure



Current investments

- 1) **Improved** In-tool documentation & guidance
- 2) **Improved** Revised Forecasting
- 3) **New** Unified Login across all LeanIX products

Improved = Major part is known functionality
New = Major part is new functionality



Value Stream Management (VSM)

VSM Capabilities – Last 9m invest

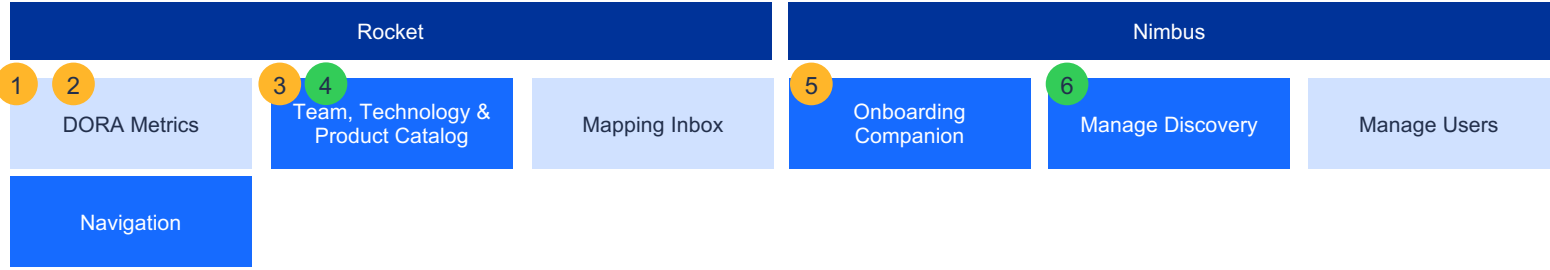
Limited invest last 12m

Active invest in last 12m

Planned invest



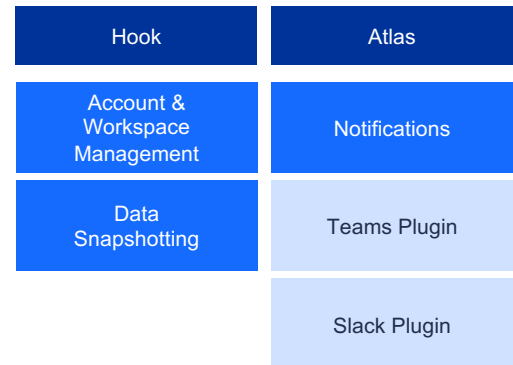
Data Presentation



Data Discovery



Shared Services



Last 9 months investments

- 1) **New** computation & Display of DORA metrics
- 2) **New** rating of DORA metrics
- 3) **New** dedicated VSM UI for Teams
- 4) **Improved** VSM data model (evolved from CI&MI)
- 5) **New** onboarding for trials
- 6) **Improved** configuration for VSM Discovery Integration
- 7) **New** Mulesoft AnyPoint Discovery
- 8) **New** Open API Discovery
- 9) **Improved** CI/CD Discovery
- 10) **New** GitHub Repository Discovery
- 11) **New** SonarQube Discovery
- 12) **Improved** EAM Discovery (for VSM)
- 13) **Improved** VSM Discovery (for EAM)
- 14) **New** VM Discovery
- 15) **New** Serverless Discovery
- 16) **New** Cloud Spend Discovery
- 17) **Improved** Kubernetes Discovery

Improved = Major part is known functionality
New = Major part is new functionality

VSM Capabilities – Current invest

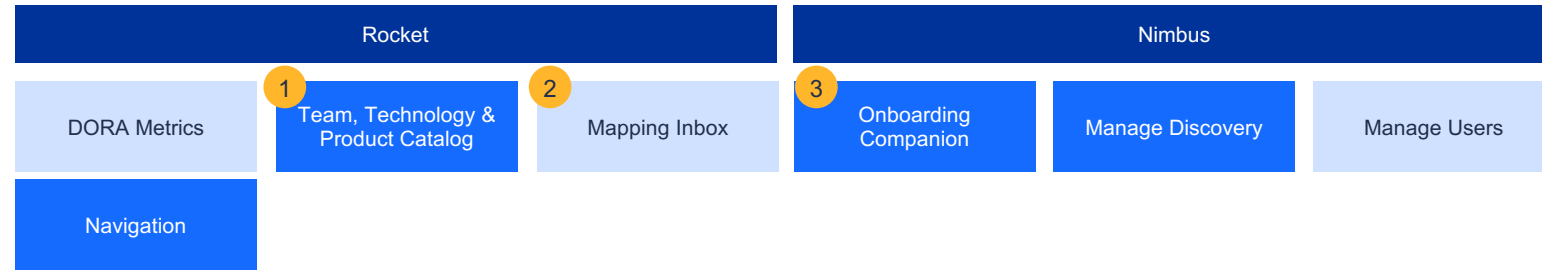
Limited invest last 12m

Active invest in last 12m

Planned invest



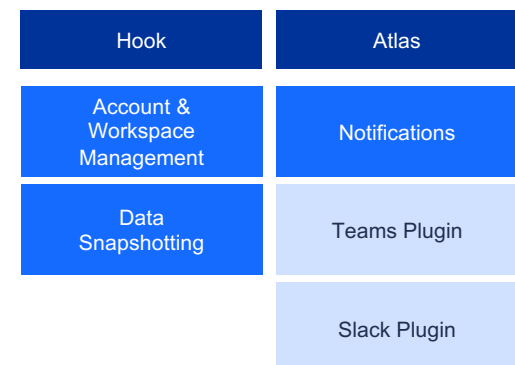
Data Presentation



Data Discovery



Shared Services



Current investments

- 1) **New** Team, Technology & Product List & Pages
- 2) **New** mapping of discovered items
- 3) **New** onboarding checklist for trials & customers

Improved = Major part is known functionality
New = Major part is new functionality

Thank you for your feedback

Since the beginning of our **Customer Voting** in Q4 2021, we have collected

- 1198 individual pieces of feedback
- from 248 individuals
- across 159 different companies

Change to continuous customer voting

- From quarterly voting to **continuous voting**
- An **new tool** with improved usability and additional functionality to make feedback & sharing of ideas even easier and more transparent